

LeNETmobile Hardware Specifications

January 2013

© Logic Energy Ltd

The following hardware specifications are an extract from the main LeNETmobile manual, for more details please visit www.logicenergy.com, and look under “Demos & Downloads”. You may need to register.

LeNETmobile Input ports specifications

Typical electrical characteristics of the LeNETmobile input ports are given in the following table.

Input Ports	Port Name	Configuration mode	Minimum Value	Maximum Value	Typical Value	Units	Measures
Digital Ports	A1-A4	Low voltage AC	±100	±5000	±2000	mV peak	Average, Maximum, Standard Deviation
		24 VDC	0	24	0-24	V	
		Dry contact	0	3.3	-	V	
	D1-D4	24 VDC	0	24	0-24	V	D1, D3 resetting counters
Dry contact		0	3.3	-	V	D2, D4 non-resetting counters	
Analogue Ports	D5-D6	Wind vane 3.3V	0	3.3	-	V	Wind vane only
	D7-D10	3.3 Volt mode	0	3.3	-		Average
		5 Volt mode	0	5	-	V	
		Current mode	0	20	-	mA	
Power Supply Monitor	D11	-	6	12	6-9	V	Average

Typical power supply specifications

Power Supply: 6-12Vdc max 2A (during GPRS transmission only), average consumption typically 5mA









Sensor Power: Pulsed 3.3Vdc, max 20mA total

Example of sensors that can be used with LeNETmobile

The following table shows LeNETmobile ports with different configuration modes and sensor compatibility:

Input Ports	Configuration Mode	Sensors Compatibility
A1 - A4	Low AC waveform	Low AC sensors (such as NRG, C3 anemometers)
Digital A1 - A4 D1 - D4	Dry contact pulse	Standard pulse output sensors Opto-isolated pulse and dry-contact switch pulse sensors (electricity kWh meters, Heat Meters, Flow meters, Gas meters, reed-switch sensors, Rain collectors, etc)
	24 VDC pulse	24 VDC mode for industrial applications
Analog D5 - D10	0 - 3.3 VDC	Analogue sensors with DC output voltage or current loop (wind vanes, temperature, humidity, solar radiation, pressure sensors)
	0 - 5 VDC	
	0 - 20 mA	

Input ports configuration for LeNETmobile

Input Ports		Configuration Jumpers Setting	Configuration Mode	Sensors Compatibility
Digital	A1 - A4		Low AC waveform	low ac output sensors (such as NRG, C3 anemometers)
			Standard Pulse	
			24 VDC pulse	
	D1 - D4		Standard Pulse	standard pulse output sensors including optical pulse and dry-contact switch pulse sensors (such as Energy meters/KWH meters, Heat Meters, Flow meters, Gas meters, reed-switch anemometers, Rain collectors, optical sensors)
			24 VDC pulse	
Analogue	D5 - D10		0 - 3.3 VDC	Analogue sensors with DC output voltage or current (such as potentiometer type wind vanes, temperature, humidity, solar radiation, pressure sensors)
			0 – 5 VDC	
			0 - 20 mA	
Note: A digital port that is not used should be configured as dry contact and any analogue port that is not used should be set to 0 – 5 VDC modes.				

Operating GSM bands for LeNETmobile

- GSM900 and GSM1800/DCS1800 (Most countries outside the US/Canada)
- GSM900 and GSM1900/PSC1900
- GSM850 and GSM1800/DCS1800
- GSM850 and GSM1900/DCS1900 (USA/Canada and some of South America)